

Degradation of sanitation facilities: prediction of effluent chemical impact of a cosmetics plant in Abidjan, Côte d'Ivoire

Jean Missa Ehouman ^{1,*}, Sopi Thomas Affi ¹, Lamoussa Ouattara ³, Nobel Kouakou N'guessan ¹, Donatien Ahissan Ehouman ¹, Tiama Guy Nicaise Ballet ², Jean Jaurès Fodjo ¹, Kafoumba Bamba ¹ and Nahossé Ziao ¹

¹ Laboratoire de Thermodynamique et de Physico-chimie du Milieu (LTPCM), Université Nangui ABROGOUA, Abidjan, République de Côte-d'Ivoire

² Laboratoire des Sciences de l'Environnement (LSE), Université Nangui ABROGOUA, Abidjan, République de Côte-d'Ivoire

³ UFR Sciences de la mer, Université polytechnique de San Pédro, République de Côte-d'Ivoire.

Abstract: This work deals with Wastewater treatment plant deterioration in connection with effluents from a cosmetics production unit in Abidjan, Côte d'Ivoire. It highlights the chemical impact of these effluents on wastewater treatment infrastructures by underlining the importance of systematic assessment for predicting harmful effects on the environment and public health. The study uses predictive models to analyze the chemical composition of effluents to identify potentially toxic substances and propose recommendations for sustainable waste management. Colorimetry, gravimetry, AFNOR, and Rodier analysis methods were used during four sampling campaigns. The results of this study show that the effluent has average pH, temperature, and redox potential values equal to (5.22), (24.23 °C), and (103.45 mV), respectively. The effluent is oxidizing and acidic at room temperature. In addition, this effluent is highly charged in COD and BOD₅ with respective average values (39150 mg O₂ /L), (11930 mg O₂ /L). The effluent is, therefore, acidic, oxidizing, and abiotic. Such effluent is a source of hydrogen sulfide and sulfuric acid, highly corrosive pollutants for wastewater treatment plants. These results are, therefore, intended to sensitize involved actors about the need to improve sanitation and regulatory practices in the cosmetics sector.

Keywords: cosmetic effluent, chemical corrosion, gravimetry, colorimetry, hydrogen sulfide, sustainable development.

1. Introduction

The deterioration of sanitation facilities represents a significant challenge for public health, the environment, and the economy, particularly in fast-growing urban areas such as Abidjan in Côte d'Ivoire ¹. This phenomenon is exacerbated by increasing industrial activities, including the cosmetics industry, which generates effluent containing potentially harmful chemical substances ^{2,3}. These effluents, which are not often well treated, can significantly impact both wastewater infrastructure and the quality of the receiving water ⁴. This can lead to the contamination of drinking potable water, increasing the risk of water-borne diseases such as cholera and typhoid ^{5,6}, etc. Thus populations affected by these diseases face high medical fees, sometimes ⁷ expensive. Biodiversity and aquatic ecosystems are not spared from this disaster ^{8,9}, as untreated effluent from dysfunctional wastewater treatment plants can contaminate rivers and soils ^{9,10}. For the local economy, pollution of both soil and water can deteriorate the quality of crops, reduce yields, and

affect food security ¹¹. Faced with this disaster, confidence in government action can only go down. Accordingly, restoring polluted environments imposes additional costs on communities and governments. This will inevitably lead to significant investment in their repair or replacement. For industry, effluent damage to wastewater treatment facilities has a significant economic impact on the manufacturer and its staff ¹². Consequently, the deterioration of wastewater treatment plants has various economic implications that can affect the financial viability of an industry ¹². In this context, it is crucial to develop predictive models to assess the chemical impact of effluents from cosmetics production units. This research aims to analyze the chemical composition of effluents and to study their interaction with the materials used in wastewater treatment plants. By identifying the primary degradation agents and quantifying their impact, this study aims to provide recommendations for improving effluent management, protecting wastewater infrastructure, and preserving the local environment. This research work is therefore

*Corresponding author: Jean Missa Ehouman

Email address: jeanmissa@gmail.com

DOI: <http://dx.doi.org/10.13171/mjc02502181813ehouman>

Received October 7, 2024

Accepted December 10, 2024

Published February 18, 2025

positioned at the intersection of ecology, engineering, and public health to contribute to a better understanding of the contemporary challenges associated with sanitation in developing urban areas.

2. Study methodologies

2.1 Study equipment and sampling

The study material consisted of effluent samples taken from a cosmetics unit in the commune of Abobo, with geographic coordinates 5.44°N, 4.04°W. This unit is the only one of the seventeen soap and cosmetics units listed by CIAPOL (Centre Ivoirien Antipollution), a body responsible for the environmental control, monitoring, and management of Ivorian industries, which was not studied in the context of our thesis on sixteen units¹³. In fact, unlike the other units, this one is specific because it manufactures only cosmetic products. These are the reasons, among others, that have guided this choice. After treatment is retained, the effluent leaving the plant (ESS) is discharged into the receiving environment. Four sampling campaigns were carried out per week during a month. After sampling into high-density polyethylene containers, the samples are labeled and stored in a dark place to preserve their chemical and microbiological integrity. They are then transported to the laboratory, stored in a freezer at 4°C, and analyzed within 24 hours¹⁴. Physical parameters such as pH, temperature (T°C), oxidation-reduction potential (E_H), and electrical conductivity (EC) are measured in situ.

2.2 Assessment of the physicochemical quality of cosmetic effluent samples

Cosmetic effluents require our attention in this study because of the use of chemical raw materials of various formulations, leading us to suspect that these effluents are a source of hydrogen sulfide, a highly corrosive pollutant in wastewater treatment plants. The formation of this pollutant in treatment plants is governed by a certain number of physicochemical parameters such as temperature (T), redox potential (E_H), hydrogen potential (pH), suspended matter (SSM), chemical oxygen demand (COD),

biochemical oxygen demand (BOD₅) and sulfate ions (SO₄²⁻)^{15,16}. These are parameters that are assessed in the different samples. The reagents used in this assessment are of good analytical quality. The pH, temperature (T°C), redox potential (E_H) and electrical conductivity (EC) were measured using a CONSORT multi-parameter analyzer C3020 multimeter. Suspended matters (SSM) in the water were analyzed using 45 µm pore-size glass filters and a SIGMA 2-6^E centrifuge. Biochemical Oxygen Demand was determined using Oxitop® WTW. Analysis of chemical oxygen demand (COD), sulfate ions, sulfide ions, and total iron was carried out using an Aqualytic AL800 UV-visible spectrophotometer. Analyses were carried out using the AFNOR and Rodier analytical methods^{14,17}.

2.3 Temporal monitoring of the effect of effluent on the study materials

Gravimetric and colorimetric methods highlight the effluent's effect on materials like iron and copper^{18,19}. Gravimetry monitors the mass loss of the metal in contact with the effluent over time. Colorimetry highlights the temporal impact of the effluent on the metal by changing the color of the initial effluent.

The metal (M) is weighed to determine its initial mass ($M_M(0)$). It is then placed in the effluent contained in a ceramic jar. The system (effluent + metal) is monitored over 48 hours (2 days). The metal is removed, washed with distilled water, dried, and weighed by mass $M_M(t)$. A DENVER INSTRUMENT SI-234 analytical balance accurate to 10⁻⁴ g, two shavings of iron and copper are used for this purpose.

3. Results and discussion

3.1 Physico-chemical composition of analyzed effluents

The mean values of the physicochemical parameters in the effluent leaving the treatment plant (ESS) analyzed over the four sampling campaigns are shown in Table 1.

Table 1. Mean values for physico-chemical parameters were analyzed at the treatment plant outlet.

Parameters	Min	Max	Average ±SD
pH	5.08	5.22	5.24 ±0.05
T(°C)	22.20	25.95	24.23 ±1.34
EC (µs/cm)	284.50	705.50	493.67 ±148.85
E _H (mV)	84.25	120.90	103.45 ± 13.00
SSM (g/L)	0.55	1.81	1.04 ± 0.48
COD (g O ₂ /L)	5.60	103.50	39.15 ± 39.42
BOD ₅ (g O ₂ /L)	3.73	26.50	11.93 ±8.94
SO ₄ ²⁻ (g/L)	0.21	7.94	2.82 ± 3.16
S ²⁻ (mg/L)	0.06	0.80	0.34 ± 0.29
Fe T (mg/L)	1.73	1.79	1.76 ± 0.02

Analysis of the parameter values in the table reveals the physicochemical composition and nature of the

effluent from the studied unit. For all analyzed effluents, the mean pH value was 5.22 ±0.05 at a mean

temperature of $24.23 \pm 1.34^\circ\text{C}$. The effluent from the cosmetic's studied unit is acidic at ambient temperature. These pH and temperature values are different from those obtained during the study of the effluent from an industrial unit manufacturing soaps and cosmetics in the Yopougon industrial zone, which are respectively (6.67 ± 0.60) and $(29.58 \pm 0.82^\circ\text{C})$ ²⁰. However, these values are in the order recommended by the Classified Installations Inspectorate (SIIC)²¹. In addition, the mean conductivity of the studied effluent ($493.67 \pm 148.85 \mu\text{S/cm}$) was higher than the guide value ($400 \mu\text{S/cm}$)²⁰. This effluent is, therefore, loaded with minerals¹⁴. The mean value of the redox potential of the study matrix is $(103.45 \pm 13.00 \text{ mV})$, positive and greater than 40 mV . This effluent is oxidant¹⁴, unlike the cosmetics effluent from the Yopougon industrial zone, which was reducing, with a mean redox potential of $(-13 \pm 1.87 \text{ mV})$ ²⁰.

All in all, the studied cosmetic effluent, which is acidic and oxidant, has high electrical conductivity and is at ambient temperature, is similar to effluents from chemical, petroleum, paper, and food industries²². Such effluents can significantly impact the environment and often require appropriate treatment to prevent corrosion and other environmental problems. An acidic, oxidizing effluent with high conductivity promotes corrosion by increasing the solubility of metals, thus facilitating electrochemical reactions that lead to the formation of corrosive products such as hydrogen sulfide and sulfuric acid²³. This type of effluent increases the reactivity of materials with their environment through redox reactions, leading to faster and more severe corrosion^{24,25}. Concerning suspended matters, the studied effluent had an average value of $(1.04 \pm 0.48 \text{ g/L})$, i.e., 1040 mg/L , well above the reference value (150 mg/L). This SSM value for the studied effluent is very high compared with those measured in soap factory effluents in the Abidjan district^{20,26}. This effluent, which is very high in SSM, can intensify corrosive processes through mechanical, electrochemical, and chemical mechanisms by making metal protection more complex^{27,28}. SSM can promote metal corrosion by several mechanisms. SSM contains chemical pollutants, particularly acids and sulfides, which interact with metals and increase the corrosion rate^{27,28}. In addition, suspended matter can adsorb corrosion inhibitors, reducing their effectiveness and leaving metal surfaces vulnerable²⁹. According to humidity retention, suspended particles can retain humidity by creating an environment favorable to corrosion, particularly in conditions where water is present³⁰.

The mean value of biochemical oxygen demand (BOD_5 , $11930 \text{ mg O}_2/\text{L}$) was well above 150 mg/L . The chemical oxygen demand is (COD , $39150 \text{ mg O}_2/\text{L}$). These values are much higher than those recommended by the Classified Facilities Inspection Service, which are $150 \text{ mg O}_2/\text{L}$ and $500 \text{ mg O}_2/\text{L}$

for BOD_5 and COD , respectively. The effluent from this unit is very high in COD and BOD_5 , like those from the food, textile, and paper industries^{31,32}. Such effluent can have several consequences for the corrosion of wastewater treatment plants^{33,34}. These high concentrations of organic matter encourage microbial activity, leading to the proliferation of microorganisms that can contribute to corrosion, particularly sulfate-reducing bacteria that produce hydrogen sulphide³⁵. Anaerobic decomposition processes generated by microorganisms govern the increase of the environment's acidity. An acid pH promotes the corrosion of materials, mainly concrete and metal. This decomposition of organic matter can lead to hydrogen sulfide production, which is particularly corrosive to concrete and metal infrastructures³⁶. This production is exacerbated by the high sulfate ion content in the effluent, which is 2.82 g/L . Furthermore, the factor of biodegradation ($F_B = \frac{\text{DCO}}{\text{DBO}_5} = 3,28$), greater than 3, shows that the studied effluent is challenging to biodegrade with predominant chemical pollution^{37,38}. Consequently, the studied effluent is abiotic^{37,38}. The different ionic species present in the effluent (Fe^{2+} , Fe^{3+} , SO_4^{2-} et S^{2-}) indicate a medium susceptible to chemical reactions. These chemical reactions, which can be linked to the transfer of protons or electrons, can lead to the chemical degradation of a wastewater treatment facility containing metals such as iron or copper. In the case of metals, chemical degradation is possible by redox reaction. The physicochemical composition of the complex from the studied effluent allows us to predict significant impacts on the materials used in wastewater treatment plants, particularly iron and copper, which are highlighted in the following paragraph.

3.2 degradation Predicting of Wastewater Treatment Plants by effluent

3.2.1 Highlighting of the effect of effluent on iron and copper metals

The effect of the effluent on the possible degradation of the structures was highlighted using colorimetric and gravimetric methods over fourteen days. Time tracking of the color change of the initial sample in contact with the study materials (iron and copper) in the ceramic containers is illustrated in Figure 1. Photographs taken while the effluent is in contact with the iron or copper show changes in the color of the initial effluent. The effluent, therefore, interacts with the studied materials. This reaction of the cosmetics effluent with the iron and copper is confirmed by the mass losses of the materials over time. The mass loss of the metal over an immersion time (t) in the effluent $\Delta M_M(t)$ is determined by the following relationship:

$$\Delta M_M(t) = M_M(0) - M_M(t)$$

Avec $M_{\text{Fe}}(0) = 0,6358 \text{ g}$ et $M_{\text{Cu}}(0) = 0,5169 \text{ g}$

The mass loss values for iron ΔM_{Fe} (t) and copper

ΔM_{Cu} (t) over eight days are shown in bold in Table 2.




Figure 1. Temporal monitoring of the effect of effluent on iron (Fe) and copper (Cu) using colorimetry

Table 2. Temporal monitoring of the effect of the effluent on iron and copper metals using gravimetry.

t (j)	M_{Fe} (t)	ΔM_{Fe} (t)	M_{Cu} (t)	ΔM_{Cu} (t)
0	0,6358	0,0000	0,5169	0,0000
2	0,6299	0,0059	0,5170	0,0026
4	0,6288	0,0070	0,5162	0,0034
6	0,6240	0,0118	0,5143	0,0053
8	0,6232	0,0126	0,5138	0,0058

The loss of mass and color change observed over the analysis period result from chemical reactions between the cosmetic effluent and the iron or copper in contact. Analysis of the mass loss values for the study materials shows that iron loses 12.6 mg by mass, compared with 5.8 mg for copper. The effluent corrodes the iron metal more than the copper metal. Therefore, chemical degradation of iron and copper metals is possible in contact with the effluent. Analysis of the reactions susceptible to oxidizing iron and copper, according to the chemical composition of the effluent, will give an idea of the chemical degradation mechanism for iron and copper.

3.2.2 Elucidation of a mechanism for the chemical degradation of iron and copper by effluent

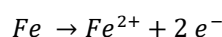
Based on the above, the average temperature of characterized effluents was around 25°C (24.23 ± 1.34°C). Consequently, standard redox potentials can be used to elucidate the different mechanisms of chemical degradation. Thus, the ionic species found in the medium (Fe^{2+} , Fe^{3+} , SO_4^{2-} et S^{2-}) can be used to identify the oxidants in the redox couples susceptible to oxidizing iron (in red) and copper (in blue) (Table 3).

Table 3. Couples and standard redox potentials of chemical species found in the analyzed effluents.

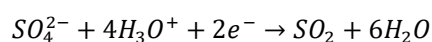
Redox couples	Standard redox potentials (V) (25°C)
Fe^{3+} / Fe^{2+}	+0.77
Cu^{2+} / Cu	+0.34
SO_4^{2-} / SO_2	+0.17
SO_4^{2-} / H_2SO_3	+0.16
S / H_2S	+0.14
S / S^{2-}	-0.45
Fe^{2+} / Fe	-0.44
Fe^{3+} / Fe	-0.04

According to the redox potentials SO_4^{2-} / SO_2 , SO_4^{2-} / H_2SO_3 , Fe^{2+} / Fe et Fe^{3+} / Fe , only the SO_4^{2-} ions found in the effluent can degrade iron in an aqueous medium, forming either sulfur dioxide (SO_2) or sulfurous acid (H_2SO_3) by applying the gamma rule. In the presence of the SO_4^{2-} / SO_2 and Fe^{2+} / Fe redox couples in the medium, the metal iron is oxidized by the strong sulfate oxidant, inducing its chemical

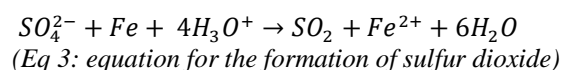
degradation by redox according to equations 1, 2, and 3.



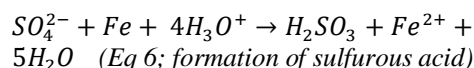
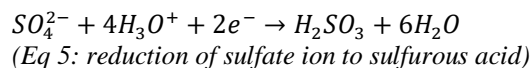
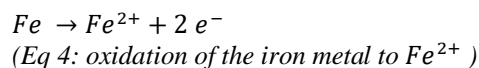
(Eq 1: oxidation of the metal iron to Fe^{2+})



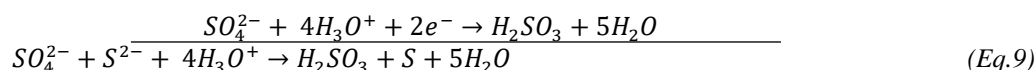
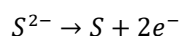
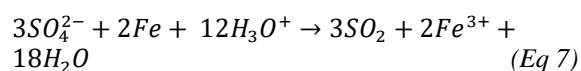
(Eq 2: reduction of sulfate ion to SO_2)



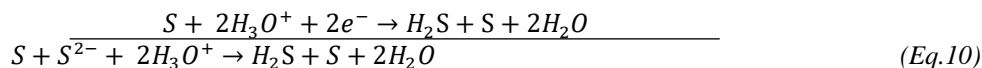
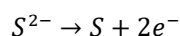
Simultaneously, in the same medium, the iron metal undergoes another reduction in the presence of the SO_4^{2-}/H_2SO_3 couple to form sulfurous acid according to equations 4, 5, and 6:



The Fe^{3+}/Fe redox couple is also involved in the formation of sulfur compounds SO_2 and H_2SO_3 in the studied effluent, thus accentuating the continuous degradation of the iron metal according to respective formation equations 7 and 8 below:



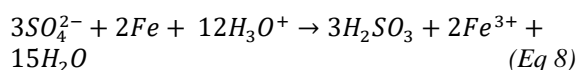
The second route is the reaction between the formed elemental sulfur and the sulfide ions, according to equation 10.



In this reaction mechanism, it is important to note that elemental sulfur is regenerated in the medium as a catalyst, leading to the continuous production of hydrogen sulfide. This catalytic reaction is permanent in the studied effluent due to the SO_4^{2-} and S^{2-} ions in the effluent that generate elemental sulfur. The effluent is, therefore, a formation source of hydrogen sulfide, the primary pollutant in the corrosion of wastewater treatment plants. Another corrosive pollutant, sulphuric acid (H_2SO_4) is also formed in this effluent. The equations of reactions 6, 8, and 9 lead to the formation of sulfurous acid (H_2SO_3) in the effluent. In the presence of oxygen, this pollutant oxidizes to sulphuric acid according to the following reaction (Eq. 11):



This continuous formation of sulphuric acid in the effluent requires increased oxygen consumption, making the environment abiotic. This sulphuric acid formation reaction can partly explain the high COD observed value. From the above, the effluent under study is the site of continuous formation of corrosive pollutants and their derivatives; in particular, the hydrogen sulfide and sulphuric acid formed can corrode iron and copper depending on the

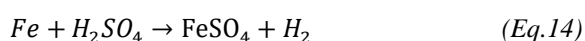


It should be noted that iron in cosmetics effluent undergoes several reactions leading to its exceptionally rapid degradation. These observations are in high agreement with the iron mass loss curve, which is more accentuated than that for copper (Table 2). Moreover, these various reactions of the effluent with iron generate sulfur compounds, making the effluent richer in these compounds. Generally, sewage works are made of iron, cement, and gravel concrete. For these structures, degradation occurs via sulfur compounds, with elemental sulfur playing a significant role as an energy source for the bacteria. The various reactions catalyzed by this elemental sulfur lead to the formation of corrosive compounds, particularly hydrogen sulfide (H_2S) and sulphuric acid (H_2SO_4)³⁹. In the case of the studied effluent, there are two possible pathways for the formation of elemental sulfur S. The first route is that of the redox reaction between the sulfate ions SO_4^{2-} and the sulfide ions S^{2-} according to equation 9.

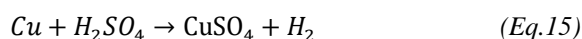
environmental conditions⁴⁰. Hydrogen sulfide, which is highly corrosive in abiotic and acidic media, can corrode iron and copper in aqueous media⁴¹, according to the following reaction equations 12 and 13, respectively:



The metallic sulfides (FeS) and (Cu_2S) formed create corrosion and passivation problems, leading to the rapid deterioration of iron and copper⁴². Sulfuric acid is highly corrosive to iron in very high concentrations. In an abiotic environment, diluted and at ambient temperature like the studied effluent, it corrodes the iron into iron II sulphate⁴³ according to equation 14.



Moreover, concentrated sulphuric acid can corrode copper in an acid medium, causing an exothermic reaction as illustrated by equation 15.



All these reactions show that the studied effluent can cause abiotic degradation of wastewater treatment plants in chemical ways. Hydrogen sulfide and sulphuric acid formed continuously in the effluent can

chemically degrade iron and copper structures, constituting actual health, economic, and environmental impacts ^{12,43}. These consequences underline the importance of proper effluent management to protect wastewater infrastructure and extend its lifespan to ensure sustainable development ⁴⁴. Governments and industry must make a firm commitment to this preventive approach.

3. Conclusion

This study highlighted the significant chemical impact of effluent from cosmetics production units on wastewater infrastructure. Obtained results reveal a correlation between the chemical composition of effluents and the deterioration of wastewater systems, underlining the need for strict regulation and rigorous environmental monitoring. Local authorities and enterprises must adopt appropriate wastewater treatment practices to minimize the negative impact on wastewater treatment plants. The introduction of innovative treatment technologies, combined with the sensitization of those involved in the sector, could contribute to the sustainability of infrastructures and the protection of water resources. Finally, this research paves the way for future research to assess the effectiveness of sanitation strategies and develop predictive models to anticipate the impacts of industrial effluents in Côte d'Ivoire and other developing countries facing similar challenges. To improve the situation, Côte d'Ivoire must build and strengthen the regulations in force, focusing on their practical application. This will help protect the environment, ensure public health, and promote sustainable development. Faced with this challenge, the recovery of effluents according to the promising axis of the economy, as well as treating this type of effluent using metal-organic networks (MOF).

4. Acknowledgments

We want to thank the authorities of the NANGUI ABROGUA University and the Director of the Central Laboratory of the said University. Our sincere thanks also go to our collaborators at NANGUI ABROGUA University and the Polytechnic University of San Pedro. Last but not least, we would like to thank the managers of the cosmetics research unit for their invaluable technical and material support.

5. References

1. H. Kania, Corrosion and Anticorrosion of Alloys/Metals: The Important Global Issue. *Coatings*. **2023**, 13(2), 216. doi:10.3390/coatings13020216.
2. B. Das, S. Sarkar, S. Paul, et al., Mitigation Strategies of Emerging Pollutants from Cosmetic Industry Effluent: A Review. *Eur J Theor Appl Sci*. **2024**, 2(3), 886-899. doi:10.59324/ejtas.2024.2(3).69.
3. Y. D. Wirtu., A review of environmental and health effects of synthetic cosmetics. *Front Environ Sci*. **2024**, 12. doi:10.3389/fenvs.2024.1402893.
4. J.M. Ehouman, Y. Traore, O. M. Gnahoua, et al., Spatio-temporal Evaluation of the Quality of Effluents in Anionic Surfactants from the Soap and Cosmetics Units of the Industrial Area of Yopougon, Abidjan, Ivory Coast. *Int J Environ Monit Anal*. **2021**, 9(5), 129. doi: 10.11648/j.ijema.20210905.14.
5. X. Zhou, C. Wang, H. Zhou, Environmental and human health impacts of volatile organic compounds: A perspective review. *Chemosphere*. **2023**, 313 -137489. doi: 10.1016/j.chemosphere.2022.137489.
6. G. Gaurav, G. Dangayach, M. Meena, et al., The Environmental Impacts of Bar Soap Production: Uncovering Sustainability Risks with LCA Analysis. *Sustainability*. **2023**, 15(12), 9287. doi:10.3390/su15129287.
7. M. Khalid, M. Abdollahi, Environmental distribution of personal care products and their effects on human health. *Iran J Pharm Res*. **2021**, 20(1), 216-253. doi :10.22037/ijpr.2021.114891.15088.
8. E. Iloms, O. O. Ololade, H. J. O. Ogola, et al., Investigating Industrial Effluent Impact on Municipal Wastewater Treatment Plant in Vaal, South Africa. *Int J Environ Res Public Health*. **2020**, 17(3),1096. doi:10.3390/ijerph17031096.
9. D. Elisha, F. Ebbin., The Loss of Biodiversity and Ecosystems: a Threat To the Functioning of Our Planet, Economy and Human Society. *Int J Econ Environ Dev Soc*. **2020**, 1(1), 30-44. www.ijeeds.com.
10. F.Lemessa, B.Simane, A.Seyoum, et al., Assessment of the Impact of Industrial Wastewater on the Water Quality of Rivers around the Bole Lemi Industrial Park (BLIP), Ethiopia. *Sustainability*. **2023**, 15(5), 4290. doi:10.3390/su15054290.
11. N. Feisal, N. Kamaludin, M. A. Sani et al., Anthropogenic disturbance of aquatic biodiversity and water quality of an urban river in Penang, Malaysia. *Water Sci Eng*. **2023**, 16(3), 234-242. doi: 10.1016/j.wse.2023.01.003.
12. O. Fayomi, I. Akande, S. Odigie., Economic Impact of Corrosion in Oil Sectors and Prevention: An Overview. *J Phys Conf Ser*. **2019**, 1378(2), 022037. doi:10.1088/1742-6596/1378/2/022037.
13. J M. Ehouman., Caractérisation Physico-Chimique Des Rejets Liquides Industriels de Savonneries et Prédiction de La Stabilité Chimique de Quelques Surfactants Anioniques Des Produits Détergents **2018**. Université NANGUI ABROGUA. Pp 222.

14. J. Rodier, B. Legube. L'Analyse de l'Eau: Eaux Naturelles, Eaux Résiduaire et Eaux de Mer. 9th ed. (DUNOD, ed.); 2009.
15. H. Zwain, B. Nile, A. Faris, et al., Modelling of hydrogen sulfide fate and emissions in extended aeration sewage treatment plant using TOXCHEM simulations. *Sci Rep.* **2020**, 10(1), 22209. doi:10.1038/s41598-020-79395-8.
16. N. Hamad, B. Nile, H. Alamir, et al., Case study of hydrogen sulfide release in the sulfate-rich sewage drop structure. *J Water Clim Chang.* **2023**, 14(10), 3713-3725. doi:10.2166/wcc.2023.283.
17. AF., Normalisation de. Qualité de l'eau : Analyse Organoleptique, Mesure Physicochimiques, Paramètres Globaux, Composés Organiques. 6th ed.; 2001.
18. G. Istrate, I. Negru, D. Babencu., Evaluation of Corrosion Behaviour by Gravimetric Method. *Ann "Dunarea Jos" Univ Galati Fascicle IX, Metall Mater Sci.* **2023**, 46(4), 37-41. doi:10.35219/mms.2023.4.06.
19. A. Al-Abbasi., Colorimetric evaluation of the corrosion rate of steel in acidic media in the presence of pentoxifylline drug and KI. *Int J Corros Scale Inhib.* **2024**, 13(2). doi:10.17675/2305-6894-2024-13-2-19.
20. J.M. Ehouman, Y. Zougrana, O. Lamoussa, et al., Assessment of Soap and Cosmetic Effluents quality in Metallic Trace Elements from Yopougon Industrial Area, Abidjan, Ivory Coast. *Int Res J Multidiscip Technovation.* **2023**, 6, 13-20. doi:10.54392/irjmt2312.
21. MINEEF. Arrêté N° 2008-1164 Du 04 Novembre **2008**, Portant Sur La Réglementation Des Rejets et Émissions Des Installations Classées Pour La Protection de l'Environnement.
22. N. Koju, C. Sherpa, N. Koju., Assessment of Physico-Chemical Parameters Along with the Concentration of Heavy Metals in the Effluents Released from Different Industries in Kathmandu Valley. *Water, Air, Soil Pollut.* **2022**, 233(5), 176. doi:10.1007/s11270-022-05645-2.
23. A. Kumari, B. Chugh, Sheetal, G. Singh et al., Corrosion Inhibitors for Sweet (CO₂ Corrosion) and Sour (H₂S Corrosion) Environments. In. **2021**, 189-205. doi:10.1021/bk-2021-1403.ch009.
24. S. Harsimran, K. Santosh, K. Rakesh., Overview of corrosion and its control: a critical review. *Proc Eng Sci.* **2021**, 3(1), 13-24. doi:10.24874/PES03.01.002.
25. A. Alamiery, A. Kadhim, B. NAl-Bahrani et al., A mini review on corrosion, inhibitors and mechanism types of mild steel inhibition in an acidic environment. *Int J Corros Scale Inhib.* **2021**, 10(3). doi:10.17675/2305-6894-2021-10-3-2.
26. J. M. Ehouman, B. O.Yapo, Y. Eudes et al., Physico-Chemical Characterization of Industrial Liquid Discharges of Soap Factories in Abidjan, Côte D'Ivoire. *J Geosci Environ Prot.* **2017**, 05(08), 198-210. doi:10.4236/gep.2017.58016.
27. Š. Zezulka, B. Maršálek, E. Maršálková et al., Suspended Particles in Water and Energetically Sustainable Solutions of Their Removal—A Review. *Processes.* **2024**, 12(12), 2627. doi:10.3390/pr12122627.
28. A. S. Braga, Y. Filion., The interplay of suspended sediment concentration, particle size and fluid velocity on the rapid deposition of suspended iron oxide particles in PVC drinking water pipes. *Water Res X.* **2022**, 15-100143. doi: 10.1016/j.wroa.2022.100143.
29. G. E. Adjovu, H. Stephen, D. James et al., Measurement of Total Dissolved Solids and Total Suspended Solids in Water Systems: A Review of the Issues, Conventional, and Remote Sensing Techniques. *Remote Sens.* **2023**, 15(14), 3534. doi:10.3390/rs15143534.
30. X. Wang, Y.Gao, X. Jiang et al., Analysis on the Characteristics of Water Pollution Caused by Underground Mining and Research Progress of Treatment Technology. *Wu H, ed. Adv Civ Eng.* **2021**, 2021(1). doi:10.1155/2021/9984147.
31. R. Kukwa, U. Ukpoko, L. Leke., assessment of physicochemical and minerals of wastewaters from food industries in Makurdi, for irrigation purposes. *Water Sci.* **2024**, 38(1), 475-484. doi:10.1080/23570008.2024.2392915.
32. A. Chaturvedi, N. Kashyap, P. Gupta et al., Industrial Effluents and their Impact on Water Pollution- An Overview. *ES Gen.* Published online. **2024**. doi:10.30919/esg1203.
33. C. Zillien, L. Posthuma, E. Roex et al., The role of the sewer system in estimating urban emissions of chemicals of emerging concern. *Rev Environ Sci Bio/Technology.* **2022**, 21(4), 957-991. doi:10.1007/s11157-022-09638-9.
34. R. Bouchiat, E. Veignie, F. Kaczmarek et al., A Comprehensive Review of Risk Assessments of Organic Effluents in Car Workshops. *Environments.* **2023**, 10(12), 220. doi:10.3390/environments10120220
35. L. Procópio, Microbially induced corrosion impacts on the oil industry. *Arch Microbiol.* **2022**, 204(2), 138. doi:10.1007/s00203-022-02755-7.
36. D. Wang, F. Guan, C. Feng et al., Review on microbially influenced concrete corrosion. *microorganisms.* **2023**, 11(8), 2076. doi:10.3390/microorganisms11082076.
37. P. S. Calabro, A. Folino, F. Fazzino et al., Preliminary evaluation of the anaerobic biodegradability of three biobased materials used for the production of disposable plastics. *J Hazard Mater.* **2020**, 390-121653. doi:10.1016/j.jhazmat.2019.121653.
38. C. Y. D. Prinzio, A. S. Andrade-Muñoz, Y. A. Assef et al., impact of treated effluent discharges on fish communities: Evaluating the effects of pollution on fish distribution, abundance and environmental integrity. *Science*

- of The Total Environment. **2024**, Volume 917, 20, 170237. doi : <https://doi.org/10.1016/j.scitotenv.2024.170237>.
39. R. Malacarne, S. Mathieu, M. Siblani et al., On the sulfation reaction of protective and transient oxides at 650 °C and its role in the low temperature hot corrosion mechanism. *Corros Sci.* **2023**, 218-111186. doi:10.1016/j.corsci.2023.111186.
40. D.V. Belov, S. N.Belyaev, P. A.Yunin., Physicochemical Features of Biocorrosion of Copper and Products Based on It by Microfungi. *Prot Met Phys Chem Surfaces.* **2023**, 59(2), 279-294. doi:10.1134/S2070205123700260.
41. G.H. Meier., Invited Review Paper in Commemoration of Over 50 Years of Oxidation of Metals: Current Aspects of Deposit-Induced Corrosion. *Oxid Met.* **2022**, 98(1-2), 1-41. doi:10.1007/s11085-020-10015-6
42. D. P. M. Maurya. Effect of Corrosion on Metals and Its Prevention. *Res Anal J.* **2022**, 5(7), 05-09. doi:10.18535/raj.v5i7.301.
43. Z.A. Ouattara, A. T. Kabo-Bah, K.Dongo et al., Review of sewerage and drainage systems typologies with case study in Abidjan, Côte d'Ivoire: failures, policy and management techniques perspectives. *Cogent Eng.* **2023**, 10(1). doi:10.1080/23311916.2023.2178125.
44. R. Bender, D. Féron, D. Mills et al., Corrosion challenges towards a sustainable society. *Mater Corros.* **2022**, 73(11), 1730-1751. doi:10.1002/maco.202213140.